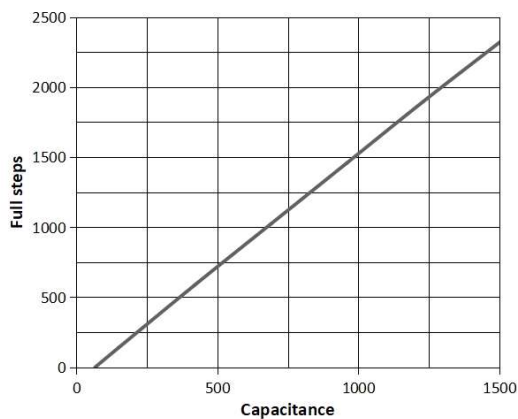
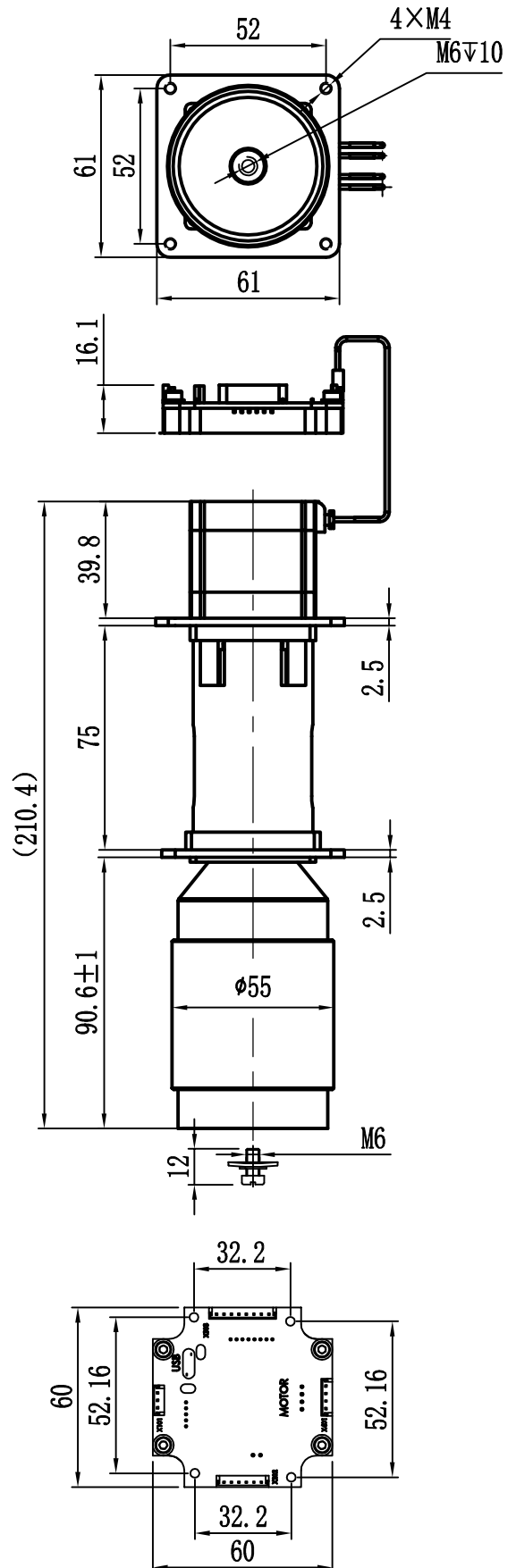


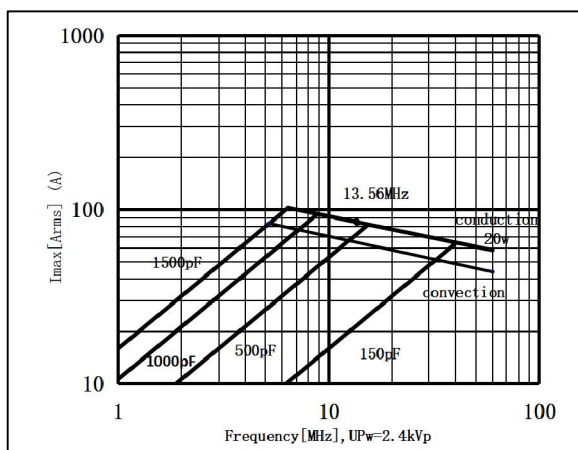
Data-Sheet-Motorized Vacuum Capacitor CKTBM1500/4/85N1 (I)



Specification	
Capacity C_{max} (nominal)	1500pF
Capacity C_{min} (nominal)	150pF
Voltage (Peak Test U_{pt} /Peak Working U_{pw})	4kVp/2.4kVp
Capacity tolerance (linear Range)	$\pm 1\%$
Max. Current I_{max} at 13.56MHz with	85Arms
Conduction Cooling	20W
Self Inductance	$\leq 10nH$
Capacitance per 100 steps	61.95pF
Net Weight	1.4kg
Ground to variable end capacitance	$\leq 5pF$



I_{max} at 25 °C ambient and 125 °C surface for convection and conduction (20w) cooling



UNLESS OTHERWISE SPECIFIED:

$\leq 30: \pm 0.5$ $30 \sim 400: \pm 1.2$ $\geq 400: \pm 2.5$ $\angle \pm 1^\circ$

Address: ST28 Xihu Road, Kunshan, Jiangsu Province, China
TEL: +86 (512) 36872110

Rev: 10

Web: www.glvac.com
FAX: +86 (512) 36872122

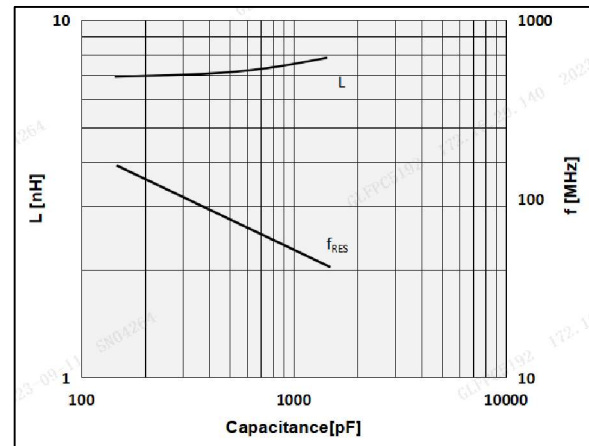
Page 1/3 Issue: 28-Aug-2023

E-mail: e-sales@glvac.cn
Zip Code: 215333

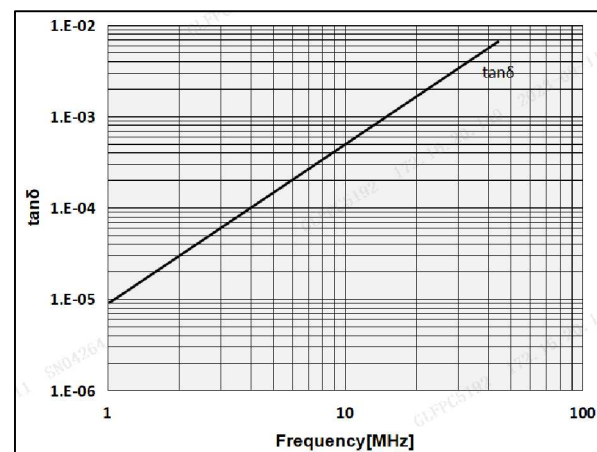
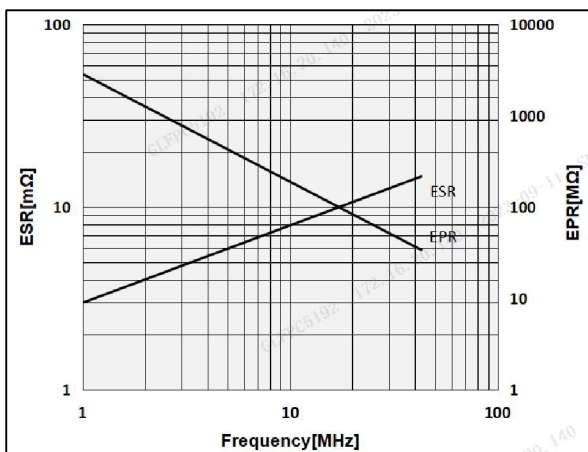
Data-Sheet-Motorized Vacuum Capacitor CKTBM1500/4/85N1 (I)



FullSteps	Nominal Capacitance[pF]	Tolerance
0	66.0	1%
141	150.1	1%
500	368.1	1%
1000	673.1	1%
1500	984.6	1%
2000	1302.3	1%
2360	1520.2	1%



Mechanical stop C_{min}. at <150pF
Mechanical stop C_{max}. at >1500pF



General handling information for the integrated drive

When installing or removing the integrated drive, extreme care must be taken to avoid damage to the body of the integrated drive. Although the integrated drive looks very rugged from the outside, it must be remembered that, due to the brazing process used to join ceramic and copper, the copper is in a soft, annealed condition and is therefore highly avoided. Use existing threads and holes for fixation. For all integrated drives, we recommend that one side be mounted non-rigid to prevent excessive thermomechanical and external forces from acting on the capacitor.

UNLESS OTHERWISE SPECIFIED:

≤30: ±0.5 30~400: ±1.2 ≥400: ±2.5 ∠±1°

Address: ST28 Xihu Road, Kunshan, Jiangsu Province, China
TEL: +86 (512) 36872110

Rev: 10

Web: www.glvac.com
FAX: +86 (512) 36872122

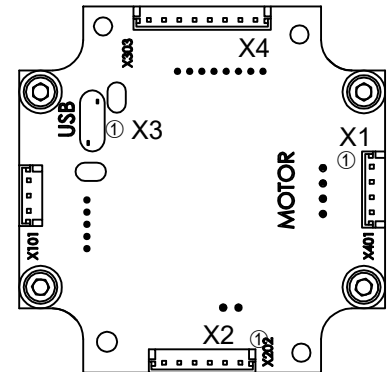
Page 2/3 Issue: 28-Aug-2023

E-mail: e-sales@glvac.com
7in Code: 215333

Data-Sheet-Motorized Vacuum Capacitor
CKTBM1500/4/85N1 (I)



Drive Specification	
Tunning speed(end to end)	<3s
Backlash	≤2
Operation mode	Bipolar
Nr. of phases	2
Rated phase current(RMS)	1.5A
Supply voltage(DC)	24V
Full step angle	1.8°



X1 Motor			
Pin1	OB2	Blue	B-
Pin2	OB1	Red	B
Pin3	OA2	Green	A-
Pin4	OA1	Black	A

X2 Power and Communication	
Pin1	0V(GND)
Pin2	9V—30V(VDC)
Pin3	
Pin4	
Pin5	RS232_TXD
Pin6	RS232_RXD

X3 Mini-USB		
Pin1	USB_GND	GND
Pin2	USB_5V	USB Power 5V
Pin3	Data-	USB Data-
Pin4	Data+	USB Data+

X4 is not used